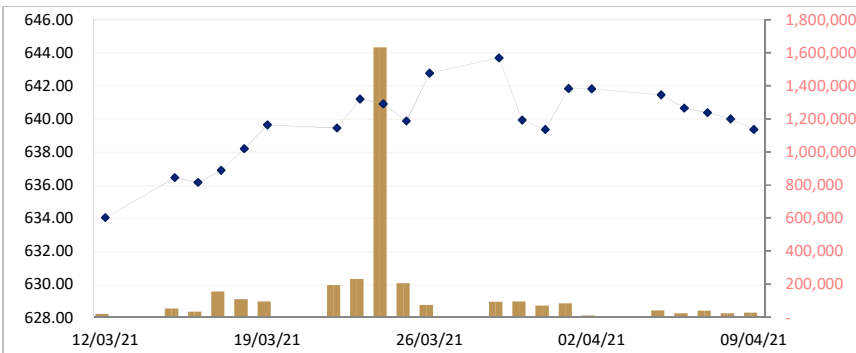


CAMBODIA SECURITIES EXCHANGE: MARKET SUMMARY

Index / Companies	Previous Day	Open	Closing	Change	% Change	From Listed till Today		Volume	Value (KHR)
						High	Low		
Index	640.00	639.87	639.37	-0.63	▼0.10	1,108	305	27,117	140,883,600
PPWSA	6,500	6,600	6,520	20.	▲0.31	6,660	-4	4,612	30,112,260
GTI	4,060	4,000	4,040	-20.	▼0.49	9,780	2,110	1,332	5,359,320
PPAP	13,100	12,900	13,060	-40.	▼0.31	14,080	4,600	478	6,208,480
PPSP	1,890	1,870	1,890	0	0.00	3,650	1,120	14,190	26,880,160
PAS	13,040	13,000	13,020	-20.	▼0.15	23,800	4,620	792	18,849,760
ABC	16,680	16,680	16,660	-20.	▼0.12	23,600	16,000	3,283	54,630,480
PEPC	3,050	3,060	3,060	10.	▲0.33	3,990	2,700	2,430	18,849,760

CSX DAILY STOCK INDEX (Last 30 Days)



SECURITIES NEWS

CAMBODIA : ACLEDA Securities wins broker award

Cambodia Securities Exchange declared Acleda Securities Plc as winner of the Best Securities Broker Award for the quarter of the year. It received the highest scores among the 11 securities broker members based on the comprehensive review on three criteria: total securities trading value of investors, the number of new trading accounts and the usage of a mobile trading system. In the first quarter of 2021, ACLEDA Securities accounted for 26.7 billion riels (about \$6.7 million), making up approximately 38% of total securities trading value. Along with this, about 75% of new trading accounts belong to the company. The total trading value placed through its mobile trading system by its investors was 24.57 billion riels and the number of new mobile trading system accounts covers roughly 71% of the total new accounts created in the given period, January to March. The Best Securities Broker Award Programme was initiated with an aim to acknowledge the most outstanding securities brokerage company of each quarter for its service provision in mediating investors' trading. (*Khmer Times*)

CAMBODIA : Annual reports show three pictures of financial sector's 2020

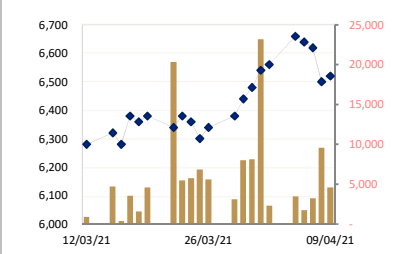
Three prominent financial houses Hattha Bank Plc, PRASAC Microfinance Institution (MFI) Plc and PPCBank Plc released their annual financial reports and, in so doing, delivered a comprehensive look at how the sector in general fared over the course of pandemic-struck 2020. Hattha Bank reported a pre-tax profit of roughly \$31,452,000 for 2020. That represented a 10.8% decrease from their 2019 results. That drop was mitigated by the bank's strong Q4 2020 results. The bank's total assets grew in 2020 to about \$1.575 billion, up 27.4% from its 2019 figure. Liabilities for the company were also up in 2020, rising 27% to roughly \$1.315 billion. "In the last quarter of 2020, the Cambodian economy continued to recover although the global [COVID-19 situation] was prolonged and affected all countries. Our last quarter saw an impressive growth in loans and deposits to reflect recovering demand and trust from the market," said Hattha Chairman Dan Harsono. The bank's non-performing loan (NPL) ratio increased dramatically from 0.30% in 2019 to 1.31% in 2020. (*Khmer Times*)

CAMBODIA : MARKET WATCH

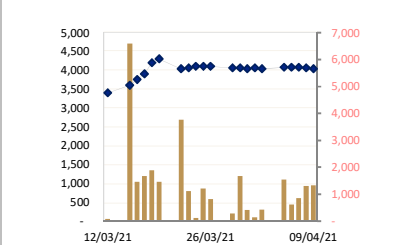
LISTED COMPANIES

PPWSA	Phnom Penh Water Supply Authority
Industry	Water Utility
GTI	Grant Twins Int. (Cambodia) Plc.
Industry	Apparel Clothing
PPAP	Phnom Penh Autonomous Port.
Industry	Port Services
PPSP	Phnom Penh SEZ PLC.
Industry	SEZ Developer
PAS	Sihanouk Ville Autonomous Port.
Industry	Port Services
ABC	ACLEDA Bank
Industry	Financial
PEPC	PESTECH Cambodia
Industry	Electricity

PPWSA DAILY STOCK PRICE



GTI DAILY STOCK PRICE



The CSX index managed to rouse itself to a trade value yesterday of 204,032,050 riels to close down 0.39 points at 640.00. PWSA went on a bit of a ride, dropping 120 riels to close at 6,500 riels per share. PWSA's trade volume was also a bit lively, with 9,556 shares exchanged at a value of 62,650,140 riels. GTI was also down, dropping 20 riels to 4,060 riels per share. PAS headed up 40 riels to finish at 13,040 riels per share. PPAP also rose, gaining 20 riels to close at 13,100 riels per share. PPSP and PEPC both were up 10 riels to land at 1,890 and 3,050 riels per share respectively. ABC held steady, closing at 16,680 riels per share. *(Khmer Times)*

BUSINESS & ECONOMIC NEWS

CAMBODIA : Total export value rises 16.7% in 2020

The Kingdom exported \$17.21537 billion worth of goods last year, up by 16.72% from \$14.74874 billion in 2019, even as the Covid-19 pandemic upended the world economy and slowed global trade to a crawl. The total value of Cambodian international trade rose by just 2.54% over 2019 to \$35.80585 billion, but imports slipped 7.84% to \$18.59048 billion in 2020 from \$20.17181 billion in the year prior, the Ministry of Commerce said in its 2020 annual performance report. The Kingdom's trade deficit narrowed 74.64% to \$1.37511 billion in 2020, from \$5.42307 billion in the previous year. The US topped the list of importers of Cambodian goods last year, at \$5.25888 billion (up 19.46% year-on-year), followed by the EU (\$3.20387 billion, down 17.73%), China (\$1.08626 billion, up 8.11%), Japan (\$1.05555 billion, down 7.13%), the UK (\$826.16 million, down 15.48%), Canada (\$745.04 million, down 10.94%), Thailand (\$650.67 million, up 29.59%) and Vietnam (\$385.79 million, up 14.88%). *(Phnom Penh Post)*

CAMBODIA : IMF forecasts 4.2% growth for Cambodia this year and 6.0% next year

The International Monetary Fund (IMF) has forecast Cambodia's GDP growth to accelerate from 4.2% this year to 6.0% in 2022, which would put the country among the fastest growing ASEAN economies next year. In its World Economic Outlook released in Washington Tuesday, the IMF also projected that Cambodia would have the region's most rapidly growing economy by 2026. Under the impact of the COVID-19 pandemic, the IMF said Cambodia's GDP shrank 3.5% last year. That was not as steep as the contractions suffered in the Philippines (9.5%), Thailand (6.1%), Malaysia (5.6%) and Singapore (5.4%). Compared with Cambodia, Indonesia's economy shrank less (2.1%), as did the Lao economy (0.4%). The IMF said only three ASEAN economies expanded last year led by Myanmar (3.2%), Vietnam (2.9%) and Brunei (1.2%). For 2021, Cambodia's GDP growth forecast is higher than for Thailand (2.6%) and Brunei (1.6%) and compares with a forecast for a steep downturn in Myanmar with its economy contracting by 8.9%. *(Khmer Times)*

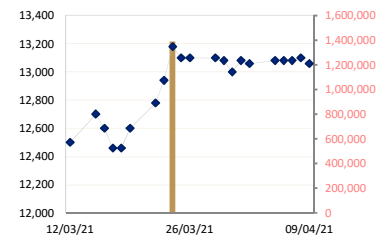
CAMBODIA : Electronic, electrical exports hit \$755.34 M

Cambodia exported \$755.34 million worth of electrical equipment and electronic components to international markets in 2020, up 31.49% compared to \$574.44 million in 2019, according to the Ministry of Commerce. Electrical equipment and electronic components accounted for 4.38% of the country's total exports in 2020, which were to the tune of \$17.21537 billion. Even with Cambodia and the rest of the world put in a precarious situation by the Covid-19 outbreak, the Kingdom's total exports remained in positive territory last year, the ministry said in a March 29 statement. The ministry's annual report revealed that total export value had risen by 16.72% cent from \$14.74874 billion in 2019. Cambodia Chamber of Commerce vice-president Lim Heng told The Post on April 5 that exports of electrical equipment and electronic components enjoyed a surge last year on the back of ongoing Sino-US trade disputes which have prompted industries to relocate from China to the Kingdom. Cambodia boasts business-friendly investment laws, an abundance of young workers, preferential tariffs on exports to many countries and an overall more favourable environment for investment and exports, he claimed. *(Phnom Penh Post)*

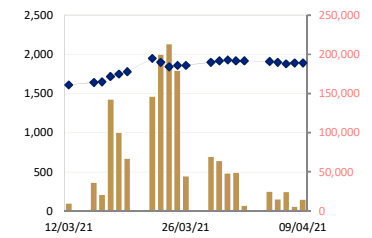
SINGAPORE : Singapore ratifies ASEAN Trade in Services Agreement

Singapore has ratified the ASEAN Trade in Services Agreement (ATISA) and become the first ASEAN member to do so. One of the key components to ratification is the need for members to change their Schedules of Commitments under the ASEAN Framework Agreement (ATISA's predecessor) from a positive list approach, to a negative list approach with specific timelines. A positive list approach requires listing the sectors planned to liberalise whereas a negative list approach requires the listing of sectors exempt from liberalisation. "The negative listing approach under ATISA provides greater transparency on the details of current services regime in AMS [ASEAN member states], thus providing service-suppliers a higher level of confidence on the region's economy," ASEAN said last year. Ministry of Commerce spokesman, Seang

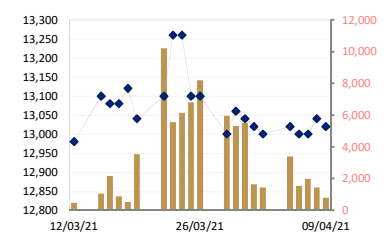
PPAP DAILY STOCK PRICE



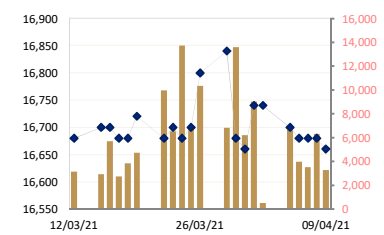
PPSP DAILY STOCK PRICE



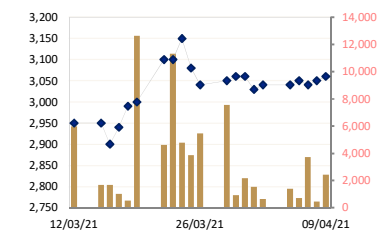
PAS DAILY STOCK PRICE



ABC DAILY STOCK PRICE



PEPC DAILY STOCK PRICE



Thay, said that the terms of ATISA have been translated from English to Khmer and are currently in review by relevant ministries before being sent to the Council of Ministers, the National Assembly and the Senate prior to being presented to the King for promulgation. "We expect to ratify this agreement within this year" said Thay. *(Khmer Times)*

VIETNAM : Vietnam oil, gas firms expect good Q1 results on higher crude prices

Many Vietnamese companies in the oil and gas field might post positive results in the first quarter of 2021 thanks to the strong rally of crude oil in the international market. As of March 31, crude prices rose more than 23.6%. It even broke over \$70 a barrel last month. The gain received support from lower global oil stocks. The Organisation of the Petroleum Exporting Countries and its allies, known as OPEC+, agreed to extend production curbs, and supply from the US was estimated to fall four million barrels a day. The bullish oil price might have positive effects on business activities of oil and gas companies in this year's first quarter. Early this month, Petro Vietnam Gas JSC (GAS) reported revenue of over 17.8 trillion dong (\$777 million) in the first quarter, equivalent to 102% of its quarterly target. Its profit after tax was more than 2.23 trillion dong, equivalent to 127% of its plan, GAS said in a statement on its official website. The company said that despite unstable demand from customers, lower than GAS' estimation and that of the same period last year, and some transportation issues to transfer oil and gas to the mainland from offshore basin, GAS still achieved business targets on higher oil prices. *(Phnom Penh Post)*

Historical Trading Data (Latest Month)

Date	Index/Stock	Open	High	Low	Close	Change	Δ (%)	Volume	Value (mil. KHR)	Value (\$)*	Mar. Cap. (mil. KHR)
09/04/21	Index	639.87	640.56	637.47	639.37	0.63	▲0.10%	27,117	140,883,600	35,221	9,697,225
	PPWSA	6,600	6,600	6,500	6,520	20.00	▲0.30%	4,612	30,112,260	7,528.07	567,065
	GTI	4,000	4,080	4,000	4,040	-20.00	▼0.49%	1,332	5,359,320	1,339.83	161,600
	PPAP	12,900	13,080	12,900	13,060	-40.00	▼0.30%	478	6,208,480	1,552.12	270,138
	PPSP	1,870	1,910	1,870	1,890	0.00	0.00%	14,190	26,880,160	6,720.04	135,844
	PAS	13,000	13,060	12,940	13,020	-20.00	▼0.15%	792	10,306,720	2,576.68	1,116,751
	ABC	16,680	16,680	16,600	16,660	-20.00	▼0.11%	3,283	54,630,480	13,657.62	7,216,496
PEPC	3,060	3,060	3,020	3,060	10.00	▲0.32%	2,430	7,386,180	1,846.55	229,332	
08/04/21	Index	640.39	640.71	638.78	640.00	0.39	▲0.06%	24,348	204,032,050	51,008	9,706,742
	PPWSA	6,620	6,620	6,500	6,500	-120.00	▼1.81%	9,556	62,650,140	15,662.54	565,326
	GTI	4,080	4,080	4,060	4,060	-20.00	▼0.49%	1,316	5,343,660	1,335.92	162,400
	PPAP	13,080	13,100	13,080	13,100	20.00	▲0.15%	52	680,180	170.05	270,965
	PPSP	1,880	1,900	1,880	1,890	10.00	▲0.53%	5,193	9,801,650	2,450.41	135,844
	PAS	13,000	13,040	13,000	13,040	40.00	▲0.30%	1,447	18,849,760	4,712.44	1,118,466
	ABC	16,680	16,680	16,620	16,680	0.00	0.00%	6,325	105,310,320	26,327.58	7,225,159
PEPC	3,060	3,060	3,040	3,050	10.00	▲0.32%	459	1,396,340	349.09	228,582	
07/04/21	Index	641.25	642.47	639.09	640.39	0.26	▲0.04%	37,325	167,121,710	41,780	9,712,666
	PPWSA	6,640	6,640	6,580	6,620	-20.00	▼0.30%	3,203	21,150,760	5,287.69	575,752
	GTI	4,080	4,080	4,020	4,080	0.00	0.00%	859	3,493,420	873.36	163,200
	PPAP	13,100	13,200	13,000	13,080	0.00	0.00%	146	1,904,460	476.12	270,551
	PPSP	1,890	1,900	1,880	1,880	-20.00	▼1.05%	23,898	44,959,420	11,239.86	135,125
	PAS	13,080	13,080	12,920	13,000	0.00	0.00%	1,979	25,662,140	6,415.54	1,115,036
	ABC	16,660	16,760	16,660	16,680	0.00	0.00%	3,510	58,512,000	14,628.00	7,225,159
PEPC	3,080	3,080	3,040	3,040	-10.00	▼0.32%	3,730	11,439,510	2,859.88	227,833	
06/04/21	Index	641.33	641.38	639.55	640.65	0.80	▲0.12%	23,550	131,181,820	32,795	9,716,593
	PPWSA	6,640	6,660	6,620	6,640	-20.00	▼0.30%	1,745	11,585,600	2,896.40	577,502
	GTI	4,080	4,080	4,000	4,080	0.00	0.00%	622	2,504,960	626.24	163,200
	PPAP	13,080	13,080	13,080	13,080	0.00	0.00%	40	523,200	130.80	270,551
	PPSP	1,910	1,910	1,890	1,900	-10.00	▼0.52%	14,912	28,271,480	7,067.87	136,563
	PAS	13,020	13,020	12,940	13,000	-20.00	▼0.15%	1,533	19,900,760	4,975.19	1,115,036
	ABC	16,700	16,700	16,640	16,680	-20.00	▼0.11%	3,970	66,177,480	16,544.37	7,225,159
PEPC	3,050	3,050	3,040	3,050	10.00	▲0.32%	728	2,218,340	554.59	228,582	
05/04/21	Index	642.27	642.27	639.13	641.45	0.37	▲0.06%	40,803	235,266,260	58,817	9,728,680
	PPWSA	6,620	6,660	6,560	6,660	100.00	▲1.52%	3,492	23,120,400	5,780.10	579,241
	GTI	4,020	4,080	4,000	4,080	40.00	▲0.99%	1,551	6,272,960	1,568.24	163,200
	PPAP	13,080	13,080	13,080	13,080	20.00	▲0.15%	10	130,800	32.70	270,551
	PPSP	1,920	1,920	1,880	1,910	-10.00	▼0.52%	24,271	46,065,390	11,516.35	137,281
	PAS	13,080	13,080	12,980	13,020	20.00	▲0.15%	3,392	44,167,160	11,041.79	1,116,751
	ABC	16,700	16,700	16,640	16,700	-40.00	▼0.23%	6,677	111,216,340	27,804.09	7,233,822
PEPC	3,050	3,050	3,040	3,040	0.00	0.00%	1,410	4,293,210	1,073.30	227,833	
02/04/21	Index	641.84	642.60	641.60	641.82	0.02	▲0.00%	11,707	59,080,370	14,770	9,734,299
	PPWSA	6,540	6,580	6,540	6,560	20.00	▲0.30%	2,303	15,074,840	3,768.71	570,544
	GTI	4,040	4,060	4,020	4,040	-20.00	▼0.49%	428	1,728,740	432.19	161,600
	PPAP	13,080	13,080	13,060	13,060	-20.00	▼0.15%	95	1,241,120	310.28	270,138
	PPSP	1,920	1,920	1,910	1,920	0.00	0.00%	6,296	12,057,100	3,014.28	138,000
	PAS	13,000	13,040	13,000	13,000	-20.00	▼0.15%	1,421	18,504,360	4,626.09	1,115,036
	ABC	16,740	16,760	16,720	16,740	0.00	0.00%	506	8,469,020	2,117.26	7,251,149
PEPC	3,030	3,050	3,030	3,040	10.00	▲0.33%	658	2,005,190	501.30	227,833	
01/04/21	Index	639.32	643.03	639.32	641.84	2.48	▲0.39%	84,018	420,213,880	105,053	9,734,739
	PPWSA	6,500	6,540	6,400	6,540	60.00	▲0.92%	23,175	149,399,040	37,349.76	568,804
	GTI	4,060	4,060	4,060	4,060	20.00	▲0.49%	140	568,400	142.10	162,400
	PPAP	13,080	13,080	13,080	13,080	80.00	▲0.61%	50	654,000	163.50	270,551
	PPSP	1,920	1,930	1,890	1,920	-10.00	▼0.51%	48,447	92,348,870	23,087.22	138,000
	PAS	13,060	13,060	13,000	13,020	-20.00	▼0.15%	1,639	21,389,800	5,347.45	1,116,751
	ABC	16,660	16,800	16,660	16,740	80.00	▲0.48%	9,024	151,171,040	37,792.76	7,251,149
PEPC	3,050	3,050	3,030	3,030	-30.00	▼0.98%	1,543	4,682,730	1,170.68	227,083	
31/03/21	Index	641.10	641.36	637.49	639.36	0.57	▲0.09%	70,624	333,352,620	83,338	9,697,096
	PPWSA	6,440	6,520	6,440	6,480	40.00	▲0.62%	8,128	52,580,540	13,145.14	563,586
	GTI	4,100	4,100	4,040	4,040	-20.00	▼0.49%	422	1,710,700	427.68	161,600
	PPAP	13,100	13,100	13,000	13,000	-80.00	▼0.61%	403	5,261,860	1,315.47	268,897
	PPSP	1,920	1,930	1,910	1,930	10.00	▲0.52%	47,760	91,724,240	22,931.06	138,719
	PAS	13,060	13,060	13,000	13,040	-20.00	▼0.15%	5,512	71,784,060	17,946.02	1,118,466
	ABC	16,700	0	16,600	16,660	-20.00	▼0.11%	6,219	103,533,920	25,883.48	7,216,496
PEPC	3,160	3,160	3,050	3,060	0.00	0.00%	2,180	6,757,300	1,689.33	229,332	
30/03/21	Index	641.48	642.06	620.07	639.93	3.77	▲0.59%	93,949	486,294,540	121,574	9,705,731
	PPWSA	6,400	6,440	6,380	6,440	60.00	▲0.94%	8,030	51,583,980	12,896.00	560,107
	GTI	4,060	4,060	4,000	4,060	0.00	0.00%	1,677	6,757,440	1,689.36	162,400
	PPAP	12,900	13,100	12,900	13,080	-20.00	▼0.15%	653	8,448,660	2,112.17	270,551
PPSP	1,890	1,920	1,880	1,920	20.00	▲1.05%	63,768	121,440,900	30,360.23	138,000	

	PAS	13,080	13,080	13,000	13,060	60.00	▲0.46%	5,319	69,360,380	17,340.10	1,120,182
	ABC	16,760	16,800	16,000	16,680	-160.00	▼0.95%	13,584	225,904,400	56,476.10	7,225,159
	PEPC	3,060	3,060	3,010	3,060	10.00	▲0.32%	918	2,798,780	699.70	229,332
29/03/21	Index	642.88	645.00	640.38	643.70	0.94	▲0.15%	92,990	369,333,710	92,333	9,840,094
	PPWSA	6,360	6,400	6,340	6,380	40.00	▲0.63%	3,097	19,729,060	4,932.27	554,889
	GTI	4,080	4,080	4,000	4,060	-40.00	▼0.97%	287	1,148,440	287.11	162,400
	PPAP	13,100	13,180	13,000	13,100	0.00	0.00%	220	2,872,540	718.14	270,965
	PPSP	1,860	1,920	1,860	1,900	40.00	▲2.15%	69,070	130,743,350	32,685.84	136,563
	PAS	13,100	13,140	13,000	13,900	-100.00	▼0.76%	5,951	77,571,480	19,392.87	1,192,230
	ABC	16,800	16,880	16,720	16,840	40.00	▲0.23%	6,810	114,411,440	28,602.86	7,294,465
	PEPC	3,040	3,150	3,000	3,050	10.00	▲0.32%	7,555	22,857,400	5,714.35	228,582
	Index	641.88	647.82	641.25	642.76	2.89	▲0.45%	74,805	423,037,290	105,759	9,748,647
26/03/21	PPWSA	6,320	6,360	6,280	6,340	40.00	▲0.63%	5,603	35,329,120	8,832.28	551,410
	GTI	4,120	4,180	4,020	4,100	0.00	0.00%	818	3,340,720	835.18	164,000
	PPAP	13,100	13,100	13,060	13,100	0.00	0.00%	350	4,578,720	1,144.68	270,965
	PPSP	1,860	1,870	1,850	1,860	0.00	5.46%	43,997	81,740,250	20,435.06	133,688
	PAS	13,020	13,160	13,000	13,100	0.00	0.00%	8,193	106,952,440	26,738.11	1,123,613
	ABC	16,780	16,980	16,760	16,800	100.00	▲0.59%	10,363	174,546,840	43,636.71	7,277,139
	PEPC	3,000	3,090	3,000	3,040	-40.00	▼1.29%	5,481	16,549,200	4,137.30	227,833
	Index	640.86	641.44	638.08	639.87	1.04	▲0.16%	205,677	606,011,640	151,503	9,704,849
	PPWSA	6,360	6,360	6,300	6,300	-60.00	▼0.94%	6,829	43,198,000	10,799.50	547,931
25/03/21	GTI	4,100	4,100	3,970	4,100	0.00	0.00%	1,217	4,884,450	1,221.11	164,000
	PPAP	13,200	13,200	13,100	13,100	-80.00	▼0.60%	1,146	15,055,740	3,763.94	270,965
	PPSP	1,830	1,890	1,780	1,860	20.00	▲1.08%	178,909	326,879,050	81,719.76	133,688
	PAS	13,240	13,240	12,920	13,100	-160.00	▼1.20%	6,806	88,781,520	22,195.38	1,123,613
	ABC	16,700	16,700	16,660	16,700	20.00	▲0.11%	6,921	115,487,260	28,871.82	7,233,822
	PEPC	3,150	3,150	3,000	3,080	-70.00	▼2.22%	3,849	11,725,620	2,931.41	230,831
	Index	640.94	642.52	639.69	640.91	0.29	▲0.05%	1,634,196	18,747,796,910	4,686,949	9,720,591
	PPWSA	6,380	6,400	6,320	6,360	-20.00	▼0.31%	5,758	36,673,280	9,168.32	553,149
	GTI	4,060	4,100	4,060	4,100	40.00	▲0.98%	118	479,120	119.78	164,000
24/03/21	PPAP	13,000	13,300	13,000	13,180	240.00	▲1.85%	1,390,727	17,996,324,700	4,499,081.18	272,620
	PPSP	1,900	1,900	1,790	1,840	-60.00	▼3.15%	212,959	389,590,300	97,397.58	132,250
	PAS	13,300	13,420	13,140	13,260	0.00	0.00%	6,132	81,083,440	20,270.86	1,137,336
	ABC	16,680	16,700	16,680	16,680	-20.00	▼0.11%	13,722	228,905,780	57,226.45	7,225,159
	PEPC	3,100	3,150	3,000	3,150	50.00	▲1.61%	4,780	14,740,290	3,685.07	236,077
	Index	640.01	641.72	639.78	641.20	1.74	▲0.27%	230,505	655,971,650	163,993	9,724,995
	PPWSA	6,340	6,400	6,300	6,380	40.00	▲0.63%	5,474	34,797,620	8,699.41	554,889
	GTI	4,000	4,140	4,000	4,060	20.00	▲0.49%	1,121	4,552,440	1,138.11	162,400
	PPAP	13,100	13,100	12,780	12,940	160.00	▲1.25%	1,347	17,300,800	4,325.20	267,656
23/03/21	PPSP	1,940	1,950	1,880	1,900	-50.00	▼2.56%	199,175	381,642,120	95,410.53	136,563
	PAS	13,100	13,280	13,100	13,260	160.00	▲1.22%	5,547	73,240,280	18,310.07	1,137,336
	ABC	16,680	16,720	16,680	16,700	20.00	▲0.11%	6,513	108,758,960	27,189.74	7,233,822
	PEPC	3,130	3,200	3,100	3,100	0.00	0.00%	11,328	35,679,430	8,919.86	232,330
	Index	641.20	642.11	638.75	639.46	0.18	▲0.03%	195,685	748,931,510	187,233	9,698,614
	PPWSA	6,380	6,400	6,300	6,340	-40.00	▼0.62%	20,318	128,924,240	32,231.06	551,410
	GTI	4,300	4,300	4,020	4,040	-260.00	▼6.04%	3,773	15,874,780	3,968.70	161,600
	PPAP	12,660	12,800	12,660	12,780	180.00	▲1.42%	952	12,102,860	3,025.72	264,346
	PPSP	1,830	1,950	1,810	1,950	170.00	▲9.55%	145,845	278,086,920	69,521.73	140,156
22/03/21	PAS	13,200	13,200	13,000	13,100	60.00	▲0.46%	10,197	133,206,320	33,301.58	1,123,613
	ABC	16,700	16,720	16,680	16,680	-40.00	▼0.23%	9,986	166,717,580	41,679.40	7,225,159
	PEPC	3,280	3,280	3,000	3,100	100.00	▲3.33%	4,614	14,018,810	3,504.70	232,330
	Index	637.88	640.96	637.88	639.64	1.45	▲0.23%	93,886	317,828,390	79,457	9,701,236
	PPWSA	6,360	6,380	6,320	6,380	20.00	▲0.31%	4,635	29,341,220	7,335.31	554,889
	GTI	3,950	4,300	3,950	4,300	100.00	▲2.38%	1,471	6,234,600	1,558.65	172,000
	PPAP	12,200	12,600	12,200	12,600	140.00	▲1.12%	130	1,598,000	399.50	260,623
	PPSP	1,760	1,780	1,750	1,780	30.00	▲0.54%	66,767	117,991,950	29,497.99	127,938
	PAS	13,120	13,140	12,940	13,040	-80.00	▼0.60%	3,531	46,058,660	11,514.67	1,118,466
19/03/21	NEW	16,700	16,760	16,700	16,720	40.00	▲0.23%	4,713	78,734,980	19,683.75	7,242,486
	PEPC	2,990	3,010	2,910	3,000	10.00	▲0.33%	12,639	37,868,980	9,467.25	224,835
	Index	635.18	638.57	634.55	638.19	1.30	▲0.20%	108,378	266,553,930	66,638	9,679,231
	PPWSA	6,320	6,400	6,300	6,360	-20.00	▼0.31%	1,580	10,008,620	2,502.16	553,149
	GTI	3,900	4,200	3,550	4,200	300.00	▲7.69%	1,891	7,883,500	1,970.88	168,000
	PPAP	12,660	12,660	12,460	12,460	0.00	0.00%	135	1,693,220	423.31	257,727
	PPSP	1,730	1,770	1,730	1,750	30.00	▲1.74%	99,870	174,356,460	43,589.12	125,781
	PAS	13,000	13,260	12,900	13,120	40.00	▲0.30%	546	7,124,320	1,781.08	1,125,328
	ABC	16,620	16,700	16,620	16,680	0.00	0.00%	3,837	63,936,000	15,984.00	7,225,159
PEPC	2,990	2,990	2,990	2,990	50.00	▲1.70%	519	1,551,810	387.95	224,086	

Source: Data from CSX, and Compiled by ACS
*Exchange Rate: USD1=KHR 4,000

DISCLAIMER

ALL RESEARCH is based on material compiled from data considered to be reliable at the time of writing. However, information and opinions expressed will be subject to change at short notice, and no part of this report is to be construed as an offer or solicitation of an offer to transact any securities or financial instruments whether referred to herein or otherwise. We do not accept any liability directly or indirectly that may arise from investment decision-making based on this report. The company, its directors, officers, employees and/or connected persons may periodically hold an interest in the securities mentioned.

All Rights Reserved. No part of this publication may be used or re-produced without expressed permission from [ACLEDA SECURITIES PLC.](#)

ACLEDA IN GROUP

ACLEDA BANK PLC.

HEADQUARTERS

61, Preah Monivong Blvd., Sangkat Srah Chork,
Khan Daun Penh, Phnom Penh, Kingdom of Cambodia.
P.O. Box: 1149
Tel: (855) 23 998 777 / 430 999
Fax: (855) 23 998 666 / 430 555
E-mail: acledabank@acledabank.com.kh
Website: www.acledabank.com.kh
SWIFT: ACLBKHPP

ACLEDA SECURITIES PLC.

HEADQUARTERS

5th Floor, ACLEDA Building
61, Preah Monivong Blvd., Sangkat Srah Chork,
Khan Daun Penh, Phnom Penh, Kingdom of Cambodia.
Tel: (855) 23 723 388 / 999 966 / 999 977
Email: acs.rep@acledasecurities.com.kh
Website: www.acledasecurities.com.kh

ACLEDA BANK PLC.

CASH SETTLEMENT, SECURITIES REGISTRAR, SECURITIES TRANSFER, AND
PAYING AGENT

HEADQUARTERS

61, Preah Monivong Blvd., Sangkat Srah Chork,
Khan Daun Penh, Phnom Penh, Kingdom of Cambodia.
P.O. Box: 1149
Tel: (855) 23 998 777 / 430 999
Fax: (855) 23 998 666 / 430 555
E-mail: acledabank@acledabank.com.kh
Website: www.acledabank.com.kh
SWIFT: ACLBKHPP

ACLEDA INSTITUTE OF BUSINESS

HEADQUARTERS

Address: #1397, Phnom Penh-Hanoi
Friendship Blvd., Phum Anlong Kngan, Sangkat Khmuonh, Khan
Saensokh, Phnom Penh, Kingdom of Cambodia
P. O. Box: 1149
Tel: + 855 (0)23 881 790 / 999 944
E-mail: info@acleda-aib.edu.kh
Website: www.acleda-aib.edu.kh

ACLEDA BANK LAO LTD.

HEADQUARTERS

#398, Corner of Dongpalane and Dongpaina Road, Unit 20,
Phonesavanh
Neua Village, Sisattanak District, Vientiane Capital, Lao PDR.
P.O. Box: 1555
Hotline :1800
Tel: +856 (0)21 264 994 / 264 998
Fax: +856 (0)21 264 995/ 219 228
E-mail: acledabank@acledabank.com.la
Website: www.acledabank.com.la
SWIFT: ACLBLALA

ACLEDA MFI MYANMAR CO., LTD.

HEADQUARTERS

#186(B), ShweGonTaing Road, Yae Tar Shae Block,
Bahan Township, Yangon Region,
The Republic of the Union of Myanmar.
Tel: (+95-1) 559 475 / 552 956
Website: www.acledamfi.com.mm